

Important Instructions for Candidate Regarding Application Form

1. Help-line: **7900076272** (Help Line Number is available from 10.00 am to 5.30 pm)
2. The Candidate should **keep username & password** up to the completion of the process. We will not provide in any circumstances.
3. The Candidate should take print out of application form to verify the all Details before payment of challan.
4. AIA-PGET 2017 fees will be accepted in any branch of State Bank of India (SBI) in the Country.
5. AIA-PGET 2017 fees will be accepted only in Cash through Challan.
6. Cheque/D.D./Credit Card/Debit Card etc. will not be accepted.
7. The Candidate must check the **'Start date of payment'** and **'Last date of payment'** on Challan copy.
8. Challan copy generated by candidate will be valid after two working days of SBI from the date of submission of application form. The last date of submission of Challan in SBI is 07th September, 2017
For Example:
A). If the Challan is generated on 29th August, 2017, the Challan copy will be valid and accepted from 30th August, 2017 to 07th ,September, 2017. In this case 'Start date of payment' will be 30th August, 2017 and 'Last date of payment' will be 07th September, 2017
Before 29th August, 2017 and after 07th September, 2017 Challan will not be accepted by SBI.
Only one user can apply for one application form for AIA-PGET- 2017.
9. **In any case the New Challan will not be generated after 07th September, 2017.**
10. It is the duty of Candidate to check the status of your application by "Login" at "Online Application". Also regularly visit this website for updated information in this regard.
11. **The payment status will be updated after 48 hours.**
12. **Only after confirmation of candidate's payment from the SBI, his/her application form will be accepted and proceed for the examination process. The list of Accepted application forms of Candidates will be published on website. Acceptance of Candidate's application form will be communicated to the Candidate by e-mail to Candidate's email-id, which is submitted by you in application form.**
13. The Candidate should keep a photocopy of duly filled computerized application form and Challan for further reference.

How to Apply:

To apply for AIA-PGET 2017, the Candidate should open the Internet Explore & type the www.mahacet.org or www.mahayush.gov.in in address bar. The Candidate will get the official website of State Common Entrance Test Cell, Mumbai. Or official website Directorate of Ayush, Maharashtra State.

Home Page (Online Registration System):

Government of Maharashtra
State Common Entrance Test Cell, Mumbai
AIA PGET-2017

New Registration Click this.. Home

Online Registration & filling Application Start	29/08/2017	To	05/09/2017
Payment Of Fees through SBI Challan	30/08/2017	To	07/08/2017
Document Verification at R.A. Podar Medical College(Ayu), Worli, Mumbai	11/09/2017	To	13/09/2017
Online display Provisional state merit List	15/09/2017		
Online Preference from filling process	16/09/2017	To	19/09/2017
Publication of first selection List	Will Be declared Later		

New Registration For Candidate..

Already Registered Login Here..

User Name: sagarpatil
Password:
HRBFJC
Change Image
Enter Above Displayed Characters:
Login..


Candidate Already Registered Login here..

Notifications


Copyright © 2017 Web Design by Integrated Business Solutions

Fig. 1

1. **New Registration for Candidate:** Click at this Button, the Candidate will get the New user registration form



GOVERNMENT OF MAHARASHTRA
State Common Entrance Test Cell, Mumbai
AIA PGET-2017



Home

Registration Entry

AIA PGET Exam Details

Note: Enter your name as per your degree/passing certificate of BAMS.
Enter Month & Year. e.g: JAN-2016
Date Format- dd/MM/yyyy * Mandatory Fields

AIA PGET-2017 Exam Details

AIA PGET Application No. : * AIA PGET Roll No. : *

AIA PGET Marks : *

New User Name and Password Details

User Name : * Password : *

Claim Quota

I want to claim quota under : *

Personal Details

Application Date: 29-08-2017

First Name: * Mother's First Name: * Father's/ Husband Name: *

Surname: * Phone No: - Mobile No For SMS/Contact: *
e.g. 09800098000

Email: * Date of Birth: * Gender: Male Female *

Document Verification Center Choice: * Residential Address: *

District: * Pin Code: *

Minority Details

Nationality: Indian Minority: *

Domicile of Maharashtra: Yes No

B.A.M.S passed from college situated

B.A.M.S passed from college situated: *

Name & Address of the Institute at B.A.M.S

Institute Name: *

Address:

Percentage Details

Select Three Years Select Five Year

Exam Particulars	Month & Year (e.g- JAN-2013)	Marks Out of	Marks Obtained	Percentage of Marks	No. of Attempts (e.g. 1)
I B.A.M.S :	<input type="text"/> *	<input type="text"/> *	<input type="text"/> *	<input type="text"/>	<input type="text"/> *
II B.A.M.S :	<input type="text"/> *	<input type="text"/> *	<input type="text"/> *	<input type="text"/>	<input type="text"/> *
III B.A.M.S :	<input type="text"/> *	<input type="text"/> *	<input type="text"/> *	<input type="text"/>	<input type="text"/> *

Aggregate %: *

Internship Training

Date Of Commencement : * Date Of Completed : * Total Days:

Category and Certificates

Category : *

Caste Certificate: Yes No CVC : Yes NO

NCL (Issued After 31/03/2017): Yes No

Registration

MCIM Per. Reg. : Yes No * Reg No : Reg Date :

AIA PGET Exam Details

New User Name & Password

Fig. 2

2. Enter *User Name & Password* & click on Login button. After submitting the information the Candidate, the status of the application of Candidate will be displayed as shown in the fig. 3

The screenshot shows the website interface for the Government of Maharashtra State Common Entrance Test Cell, Mumbai, AIA PGET-2017. The user is logged in as 'Welcome : WelCome pravin123468'. The status of the application is 'Registration Form Submitted Successfully, Payment Pending'. A table below lists the application details for a candidate named 'DDSS DSSS ASS'.

Sr.No.	CLAIM QUOTA	APPLICATION NO	APPLICANT'S NAME	CATEGORY	PH QUOTA	AGG. PER.	1st BAMS (%)	1Ind BAMS (%)	1Ird BAMS (%)		Print Application	Print Challan
1	STUDENT-MAHARASHTRA	2017100008	DDSS DSSS ASS	NONE	N	83.00	88.00	80.00	81.00	Edit	Application Print	Challan Print

Annotations in the image include a red circle around the status message, a blue arrow pointing to it with the text 'After submitting the information the Candidate, the status of the application Form', and red arrows pointing to the 'Edit', 'Application Print', and 'Challan Print' buttons with instructions: 'Edit Form Before Challan Submitted for Bank', 'Click On This Get Application Print', and 'Click On This Get Challan Print'.

Fig. 3

After receiving the payment through SBI the status of the application of Candidate will be displayed as shown in the fig. 4.


The screenshot shows the website interface for the Government of Maharashtra State Common Entrance Test Cell, Mumbai, AIA PGET-2017. The user is logged in as 'Welcome : WelCome sagarpatil'. The status of the application is 'Payment Received, Registration Form Accepted'. A table below lists the application details for a candidate named 'PATIL SAGAR N'.

Sr.No.	CLAIM QUOTA	APPLICATION NO	APPLICANT'S NAME	CATEGORY	PH QUOTA	AGG. PER.	1st BAMS (%)	1Ind BAMS (%)	1Ird BAMS (%)	Print Application
1	OUT OF MAHARASHTRA	2017100001	PATIL SAGAR N	NONE	N	64.40	60.00	60.00	73.20	Application Print

Annotations in the image include a red circle around the status message and a blue arrow pointing to it with the text 'After receiving the payment through SBI the status of the application for Candidate'.

Fig. 4

3. **Application Entry:** Click at New Registration Form, Candidate will get the four options for Claim quota (i.e. Application for Maharashtra State Student, Application for Out of Maharashtra State Student, Application for M.O DHS and Application for M.O. under Director of Ayush.



GOVERNMENT OF MAHARASHTRA
State Common Entrance Test Cell, Mumbai
AIA PGET-2017

AIA-PGET
2017

Home

Registration Entry

Note: Enter your name as per your degree/passing certificate of BAMS.
Enter Month & Year. e.g: JAN-2016
Date Format- dd/MM/yyyy * Mandatory Fields

AIA PGET-2017 Exam Details

AIA PGET Application No. : * AIA PGET Roll No. : *
 AIA PGET Marks : *

New User Name and Password Details

User Name : * Password : *

Claim Quota

I want to claim quota under : *

Personal Details

Application Date:

First Name: * Mother's First Name: * Father's/ Husband Name: *
 Surname: * Phone No: - Mobile No For SMS/Contact: *
 e.g. 09800098000
 Email: * Date of Birth: * Gender: Male Female
 Document Verification Center Choice: * Residential Address: *
 District: * Pin Code: *

Minority Details

Nationality: Indian Minority: *
 Domicile of Maharashtra: Yes No

B.A.M.S passed from college situated

B.A.M.S passed from college situated: *

Name & Address of the Institute at B.A.M.S

Institute Name: *
 Address:

Percentage Details

Select Three Years Select Five Year

Exam Particulars	Month & Year (e.g. JAN-2013)	Marks Out of	Marks Obtained	Percentage of Marks	No. of Attempts (e.g. 1)
I B.A.M.S :	<input type="text"/> *	<input type="text"/> *	<input type="text"/> *	<input type="text"/> *	<input type="text"/> *
II B.A.M.S :	<input type="text"/> *	<input type="text"/> *	<input type="text"/> *	<input type="text"/> *	<input type="text"/> *
III B.A.M.S :	<input type="text"/> *	<input type="text"/> *	<input type="text"/> *	<input type="text"/> *	<input type="text"/> *

Aggregate %: *

Internship Training

Date Of Commencement : * Date Of Completed : * Total Days:

Category and Certificates

Category : *
 Caste Certificate: Yes No CVC : Yes NO
 NCL (Issued After 31/03/2017): Yes No

Registration

MCIM Per. Reg. : Yes No * Reg No : Reg Date :

Fig. 5

1. The fields denoted by (*) in the application form are mandatory.
2. Please ensure that the details provided by you in the application form are true, correct, verified and up-to date. At the time of counseling, if the information provided by you found false or incorrect, your name will be deleted from the selection process.
3. Candidate should provide the First Name, Mother's Name, Father's Name, Surname, Date of birth, Gender, Nationality, Minority, Residential Address, District, Pin Code along with **correct email id & Mobile Number**.
4. The Candidate should select appropriate Minority, District and Category from dropdown list.
5. The Candidate of Maharashtra State should select the name of Institute from the dropdown list. The Candidate from outside Maharashtra should enter the name & address of B.A.M.S. Institute manually.
6. The Candidate should select the appropriate option from three years exams & five years exams. The Candidate of 7^{1/2} years B.A.M.S. course should not enter the marks of Pre-B.A.M.S., he/she should enter the marks of five examinations only (Except the marks of pre-B.A.M.S. examination).
7. The Candidate should enter the correct dates regarding internship.
8. The Candidate should enter the correct registration number.
9. If the Candidate is Physically Handicapped.
10. After entering the all relevant information, the Candidate should click on the '*Save, Submit*' button to save information, submission of application & to generate the Challan copy. The Candidate should retain this application no. Confirmation of application form will also be sent through by an e-mail.

After clicking the 'Challan Print' button, the Challan copy will be generated as shown in the Fig 14.

Fig. 6

14. The Candidate has to take a Challan Printout to pay AIA-PGET 2017 examination fees (Rs. 2000 only) at any branch of State Bank of India before 07/09/2017. **This amount is a non refundable.**
15. The Candidate can login by using his/her particular *username* & *password* which is given by him/her in registration form.
16. After submitting the information the Candidate will get the screen as shown in Fig. 15.

Fig. 7

17. **Edit:** On this page the candidate will get the edit option and option for printing of Application form and Challan. Candidate cannot edit this information after receiving the payment through SBI.

18. **Application Form Printing:** Click on Application Print button to print the fulfilled application form.
19. **Challan Copy:** If the Candidate wants to have another copy of Challan then click on Challan Print button to print it. The Challan copy will be displayed as shown in Fig 6.

Before going to any branch of SBI, the Candidate must read the 'Start Date of Payment' & 'Last Date of payment' which will be printed on the Challan Copy to avoid the further complications.

AIA-PGET 2017		भारतीय स्टेट बैंक State Bank Of India COMMISSIONER,STATE CET CELL, MAHARASHTRA STATE,MUMBAI	BRANCH COPY
CASH ONLY		A	COMMISSIONER,STATE CET CELL, MAHARASHTRA STATE,MUMBAI
Application Fee Details			
Cash can be tendered at any branch of State Bank of India			
SBI-SWO-PLEASE GO THROUGH CBS SCREEN-8888/MENU : PREUPLOADED FEE COLLECTION			
FEE TYPE	466		
Application No.	2017100008		
Applicant's Name	DDSS DSSS ASS		
Applicant's Birthdate	20/11/1980		
Description	AIA-PGET-2017		
Amount	2000		
Start Date of Payment	30-08-2017 (dd/mm/yyyy)		
Last Date of Deposit	07/ 09 /2017 (dd/mm/yyyy)		
Deposit Date	/ / (dd/mm/yyyy)		
Cash Notes	Amounts		
	X2000		
	X500		
	X100		
	X50		
	X10		
	X5		
Coins			
Transaction ID (Bank Journal No.)			
Branch Stamp		Authorized Signatory	
Candidate to ensure that the Transaction-ID/Journal No. is given by the Bank on challan-copy. (SBI Contact No. 022-2266 1467)			

AIA-PGET 2017		भारतीय स्टेट बैंक State Bank Of India COMMISSIONER,STATE CET CELL, MAHARASHTRA STATE,MUMBAI	CANDIDATE COPY
CASH ONLY		A	COMMISSIONER,STATE CET CELL, MAHARASHTRA STATE,MUMBAI
Application Fee Details			
Cash can be tendered at any branch of State Bank of India			
SBI-SWO-PLEASE GO THROUGH CBS SCREEN-8888/MENU : PREUPLOADED FEE COLLECTION			
FEE TYPE	466		
Application No.	2017100008		
Applicant's Name	DDSS DSSS ASS		
Applicant's Birthdate	20/11/1980		
Description	AIA-PGET-2017		
Amount	2000		
Start Date of Payment	30-08-2017 (dd/mm/yyyy)		
Last Date of Deposit	07/ 09 /2017 (dd/mm/yyyy)		
Deposit Date	/ / (dd/mm/yyyy)		
Cash Notes	Amounts		
	X2000		
	X500		
	X100		
	X50		
	X10		
	X5		
Coins			
Transaction ID (Bank Journal No.)			
Branch Stamp		Authorized Signatory	
Candidate to ensure that the Transaction-ID/Journal No. is given by the Bank on challan-copy. (SBI Contact No. 022-2266 1467)			

Fig. 8

20. **Download:** Click this Top Menu to get further submenus (i.e. Brochure Download.)
21. **Brochure Download:** Click this submenu to download the brochure copy.
- The Candidate should visit this website for recent, up to date Notifications regarding AIA-PGET 2017.